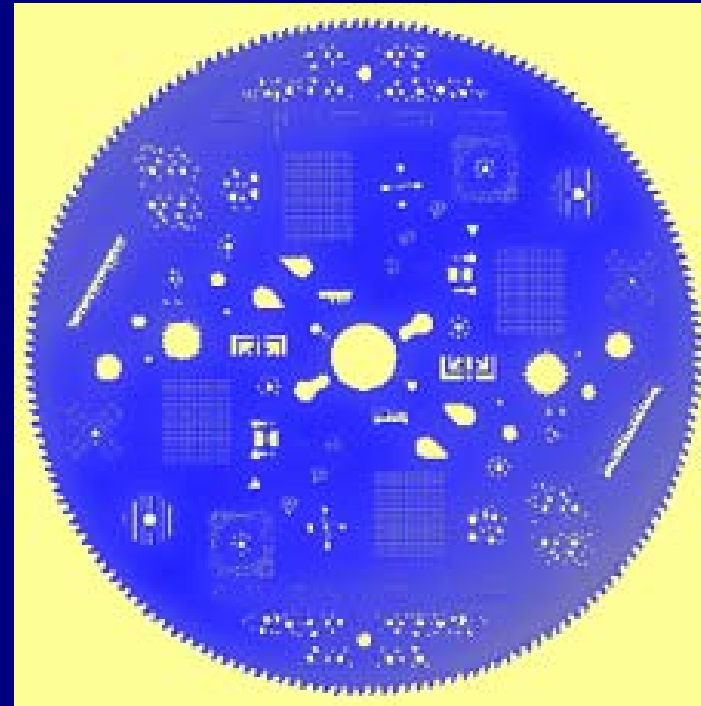
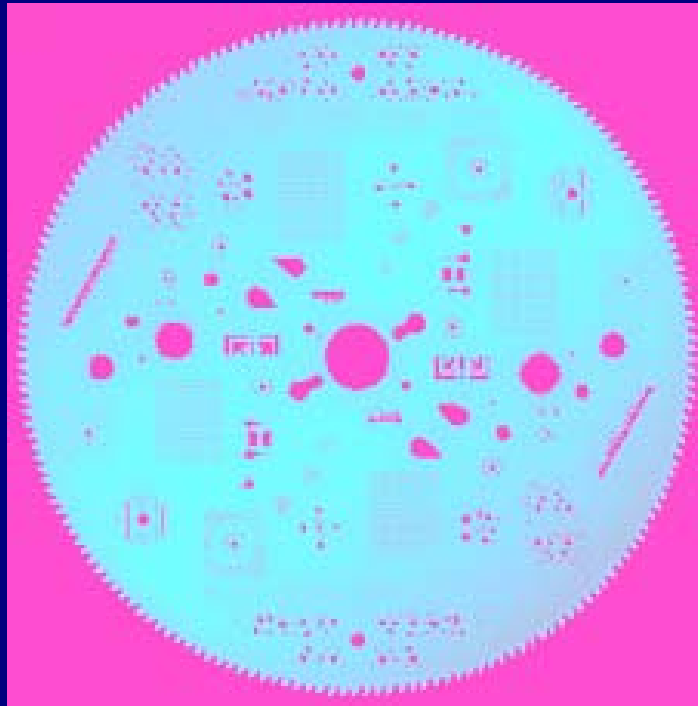


L A S E R W O R L D W I D E



COMPANY PROFILE

STAR Conference 2006 – London – September 27-29





Global player in laser systems for industrial applications:

- 3rd player in Europe
- 5th player Worldwide

World leader in multi-axis systems for automotive & aerospace:

- Estimated 45% market share in Europe
- Estimated 30% market share in North America

About 2,500 laser systems installed in over 40 countries

Over 1,000 customers in automotive, aerospace and in a wide range of other sectors

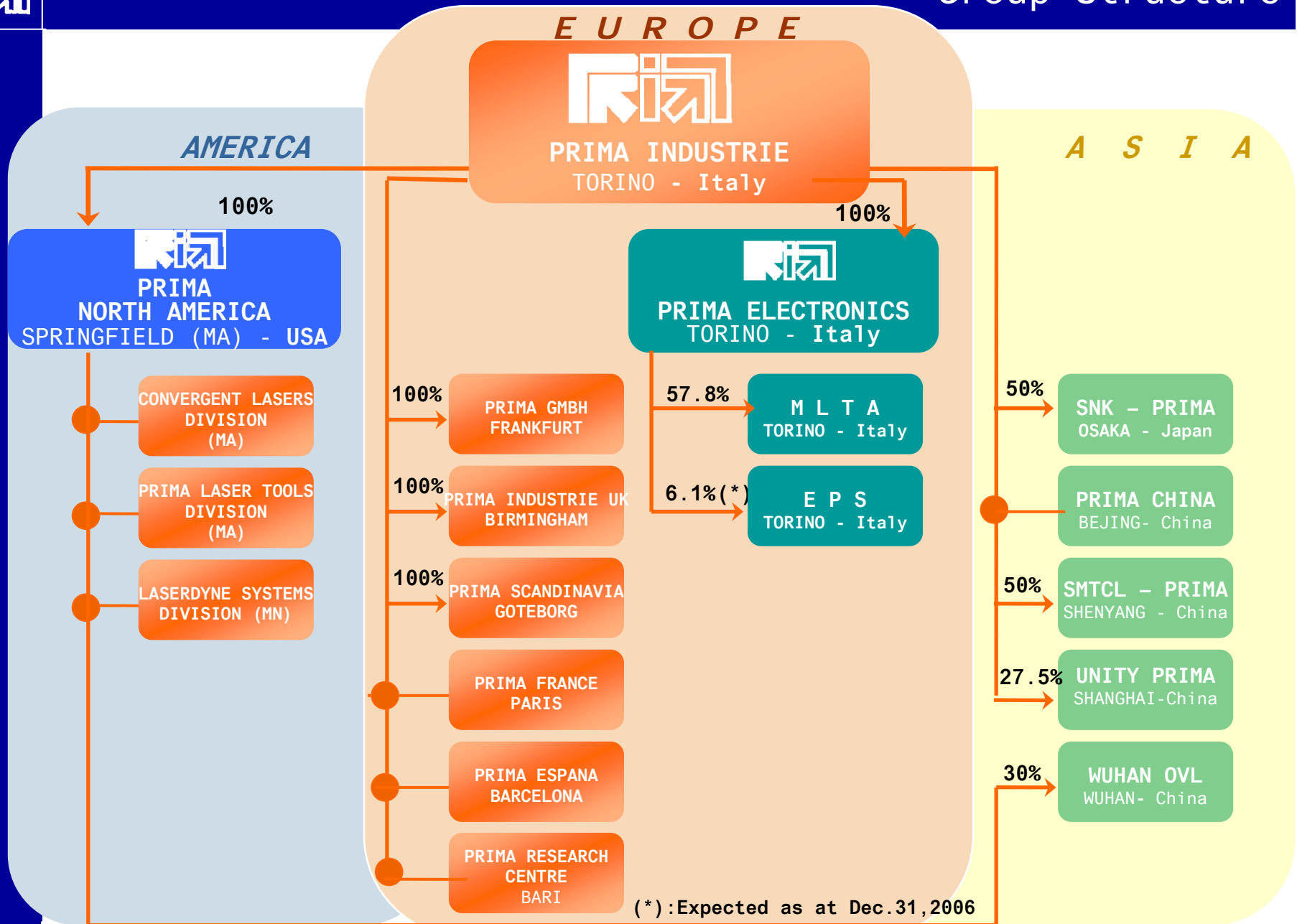
Consolidated sales in 2005 over 110 M€, with 75% export

6 Manufacturing facilities in Italy (2), USA (2) and China (2)

550 employees in Italy (370), USA (120) and Europe (60).
Additional 150 employees in China in JV (not consolidated)



Group Structure





ITALY



COLLEGNO (TORINO), ITALY
CO₂ 2D and 3D laser systems for cutting and welding.

USA



Chicopee, MA (USA)
CO₂ and Nd: YAG lasers.

CHINA



Shanghai, China
CO₂ 2D laser system for cutting and Scribing.



Moncalieri (Torino), Italy
CNC, servodrives and custom electronic products.



Champlin, MN (USA)
Nd: YAG and CO₂ 2D and 3D laser systems for drilling, cutting and welding.






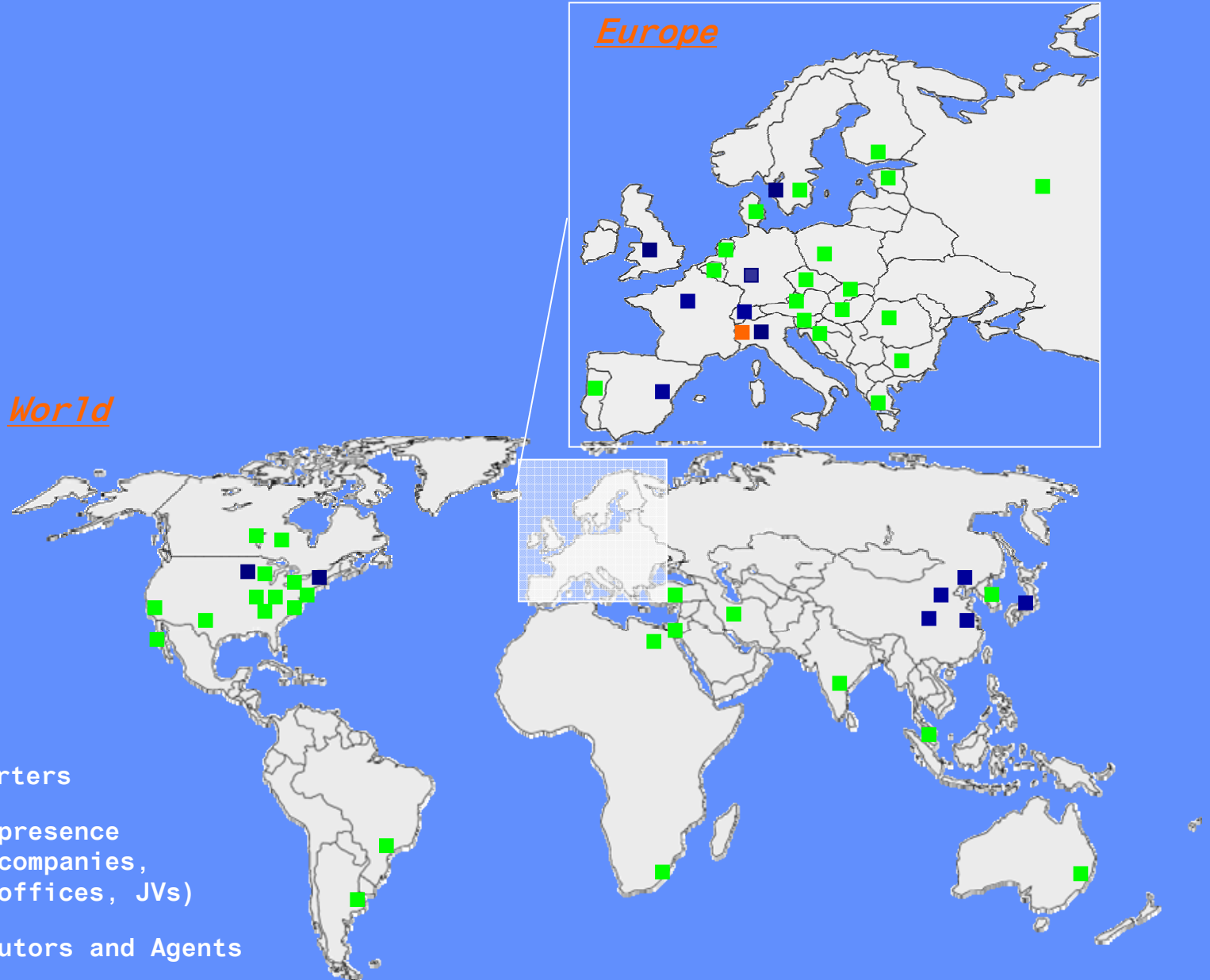
Shenyang, China
CO₂ 2D laser system for cutting



World

Europe

-  Headquarters
-  Direct presence
(group companies,
branch offices, JVs)
-  Distributors and Agents





HIGH TECH LEADER IN LASER SYSTEMS FOR HIGH POWER INDUSTRIAL APPLICATIONS



2D
Laser cutting



3D
Laser cutting




Laser
drilling



Laser
welding

Laser
generator



Cutting
head



CNC &
software




Automation



**OVER 25 YEARS OF EXPERIENCE
FULLY INTEGRATED KNOW-HOW**



3D Selected Customers



Car manufacturers




Automotive



TIER 1 suppliers



Aircrafts manufacturers



Aerospace



Engine / Component manufacturers



Energy

ALSTOM

SIEMENS

mitsubishi



"KALUGATURBINE WORKS"

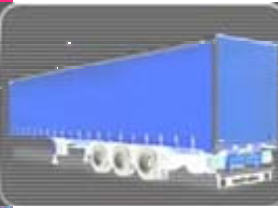


GTT




2D Selected Customers

Agricultural & Construction machines, Trucks & Trailers



HVAC, White Goods




Forklifts, Industrial Machinery, Others





Electronics



Atlas Copco

Saipem

ABB

COMBARDINI



COMALI



COORD



electro
power systems



Laser machines

optimo




THE LASER EVOLUTION

rapido



THE LASER SOLUTIONS

790 beamdirector



ACCURACY, SPEED, FLEXIBILITY

platino



THE LASER FOR EVERYONE

syncrono



THE NEW LASER ERA

domino

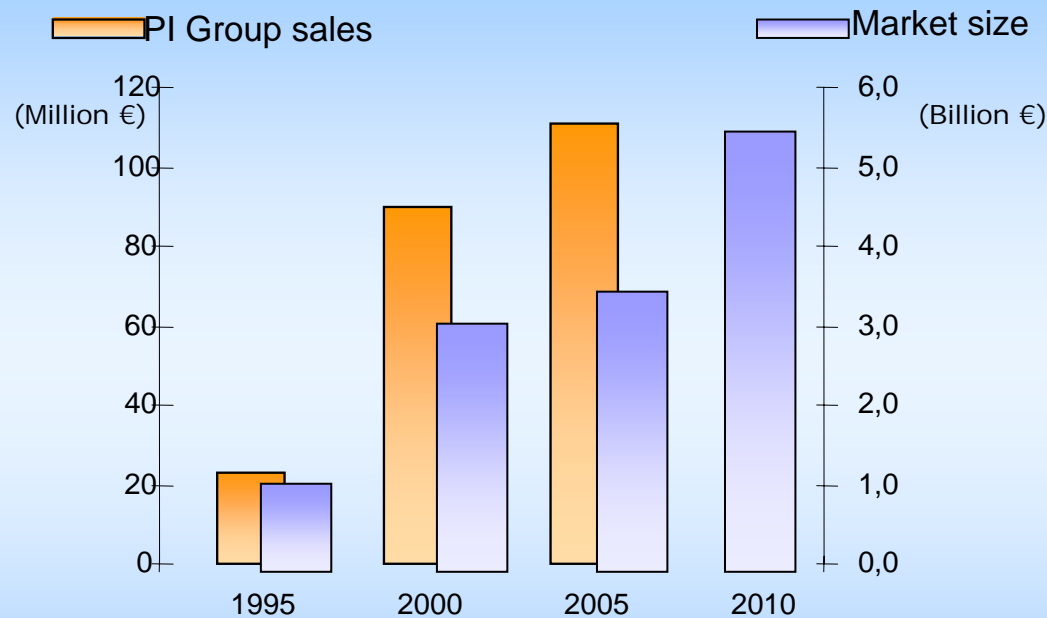


THE LASER FLEXIBILITY



LASER SYSTEMS SECTOR GROWTH vs PRIMA INDUSTRIE GROUP GROWTH

Prima Industrie consolidated sales vs Market size



CAGR PI 95-05	+17,05%	Actual
CAGR MARKET 95-05	+11,3%	Actual
CAGR MARKET 05-10	+10,7%	Expected

STRONG GROWTH
DRIVERS AS COMPARED TO
TRADITIONAL
TECHNOLOGIES

- **PRODUCT QUALITY**
- **PROCESS FLEXIBILITY**
- **COST EFFICIENCY**
- **TIME TO MARKET REDUCTION**
- **ENERGY/FUEL SAVINGS**



R&D: Acknowledgements and Awards

ECONOMIA E IMPRESE

24 ORE

«L'Europa ci frenano gli U...»

L'Italia investe sui robot: crescita record di ordini

Economia e Finanza

*Il Sole 24 Ore:
 «La Ferrari dei robot. Sincrono,
 la macchina laser ad altissima precisione
 e super veloce di Prima Industrie,
 considerata il gioiello
 della tecnologia italiana.»*

EUROPEAN COMMISSION

MANUFACTURE-EU

MANUFUTURE

Strategic Research Agenda

REPORT OF THE HIGH-LEVEL GROUP - JULY 2006

ASSURING THE FUTURE OF MANUFACTURING IN EUROPE

Torino va oltre con laser e microchip

Luigi Grassia

Non solo auto in un libro di Alberto Mazzuca il nuovo profilo della città, superata la crisi delle quattro ruote

...nel cuore del Piemonte...
 ...le bioplastiche Novamont...
 ...la meccatronica di Bitron...
 ...e il numero un planetario dei polimeri Mossi&Ghisolfi...



17 May 2006 - Birmingham - UK

SYNCRONO, THE REVOLUTIONARY LASER CUTTING MACHINE BY PRIMA INDUSTRIE, WON THE 2006 METALWORKING PRODUCTION PRICE FOR THE BEST METAL FORMING/FABRICATION MACHINE TOOL

click here to view the text
<http://www.mwpawards.com/>

MWP

METALWORKING PRODUCTION AWARDS 06

IN ASSOCIATION WITH MACH 6 & BUSCON



R&D: Strong commitment and product innovation



EUROPEAN COMMISSION
DIRECTORATE-GENERAL JOINT RESEARCH CENTRE
Institute for Prospective Technological Studies
DIRECTORATE-GENERAL RESEARCH
Directorate M (Investment in research and links with other policies)

Seville, 31 March 2006
PMPC/JPG/003-SIRA(2006)04089

The Industrial R&D Investment Scoreboard and Survey

Dear Gianfranco Carbonato,

Each year, the European Commission publishes a Scoreboard of the top corporate investors in R&D, both in Europe and globally. As one of Europe's top investors, your company is included in the 2005 Scoreboard that has recently been published. We are delighted to enclose a copy.

The Scoreboard is designed to help companies benchmark themselves. It is also aimed at helping policy-makers devise the policies needed to stimulate greater private sector investment in R&D. To help us improve future editions of the Scoreboard and make them more relevant for you, we would be pleased to receive any suggestions you might have.

Each year, following its publication, we also carry out a survey of the European companies listed in the Scoreboard as a means of gaining further insight into R&D investment trends and the factors that drive them. We hope that you will find last year's survey useful, a copy of which is also enclosed.

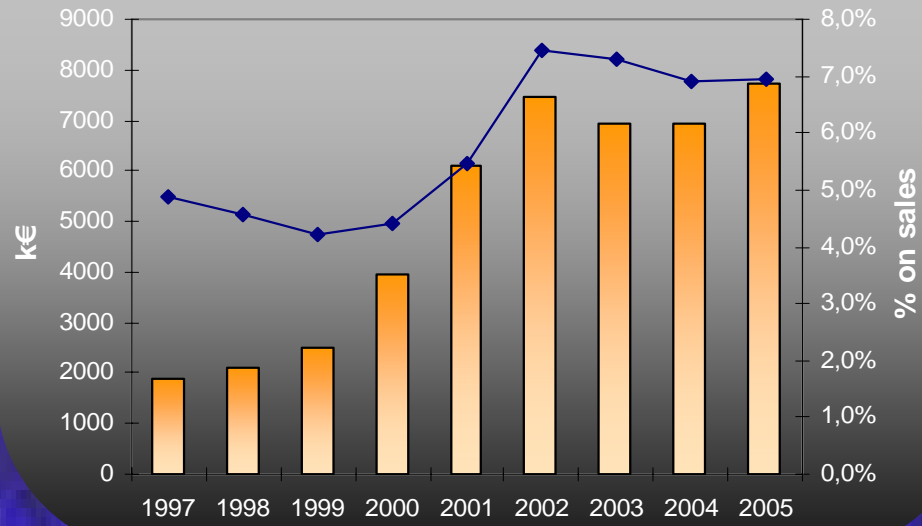
Finally, we are enclosing this year's questionnaire and would like to take this opportunity of asking you to complete it and return it to us. We will of course send you the results as soon as they are available.

Many thanks for your cooperation.

Yours sincerely

- Over 80 Engineers in R&D.
- R&D centers in:
 - Italy (Torino and Bari)
 - USA (Chicopee and Champlin)

R&D expenses to P/L



OSSERVATORIO INNOVATION OPTOELETTRONICA

Per l'industria futuro al laser

DI GIANFRANCO CARBONATO

Nel 1990, quando l'intero settore era in crisi, il gruppo Carbonato si lanciò nel mercato del laser, investendo 2000 miliardi di lire. Oggi, il gruppo Carbonato è leader nel settore del laser, con un fatturato di oltre 100 miliardi di lire e un giro d'affari di oltre 1000 miliardi di lire.

Il laser è un fenomeno fisico che si verifica quando un mezzo attivo, come un cristallo di rubino o un gas di CO2, viene eccitato da una sorgente di energia. La luce emessa dal laser ha caratteristiche uniche, come la coerenza e la monocromaticità, che la rendono adatta per applicazioni industriali e mediche.

Il gruppo Carbonato ha investito in ricerca e sviluppo per sviluppare laser di nuova concezione, in grado di operare a frequenze più elevate e di essere utilizzati in applicazioni più ampie. Il gruppo Carbonato ha anche investito in marketing e distribuzione, per rendere il laser più accessibile alle industrie e ai medici.

Il gruppo Carbonato ha ottenuto successi significativi nel mercato del laser, diventando leader in Italia e in Europa. Il gruppo Carbonato ha anche investito in ricerca e sviluppo per sviluppare laser di nuova concezione, in grado di operare a frequenze più elevate e di essere utilizzati in applicazioni più ampie.

Il gruppo Carbonato ha anche investito in marketing e distribuzione, per rendere il laser più accessibile alle industrie e ai medici. Il gruppo Carbonato ha ottenuto successi significativi nel mercato del laser, diventando leader in Italia e in Europa.

Il gruppo Carbonato ha anche investito in ricerca e sviluppo per sviluppare laser di nuova concezione, in grado di operare a frequenze più elevate e di essere utilizzati in applicazioni più ampie. Il gruppo Carbonato ha anche investito in marketing e distribuzione, per rendere il laser più accessibile alle industrie e ai medici.



CONSOLIDATED FIGURES

AS AT

JUNE 30, 2006

(IFRS/IAS compliant)

INCOME STATEMENT

K€	June 30, 2006	June 30, 2005
SALES	66,677	46,370
VALUE OF PRODUCTION	68,490	50,311
EBITDA	7,348	2,861
<i>AS A % OF SALES</i>	<i>11.0%</i>	<i>6,2%</i>
EBIT	6,705	2,281
<i>AS A % OF SALES</i>	<i>10.1%</i>	<i>4.9%</i>
EBT	6,218	1,749
<i>AS A % OF SALES</i>	<i>9.3%</i>	<i>3.8%</i>
NET RESULT	4,493	777
<i>AS A % OF SALES</i>	<i>6.7%</i>	<i>1.7%</i>

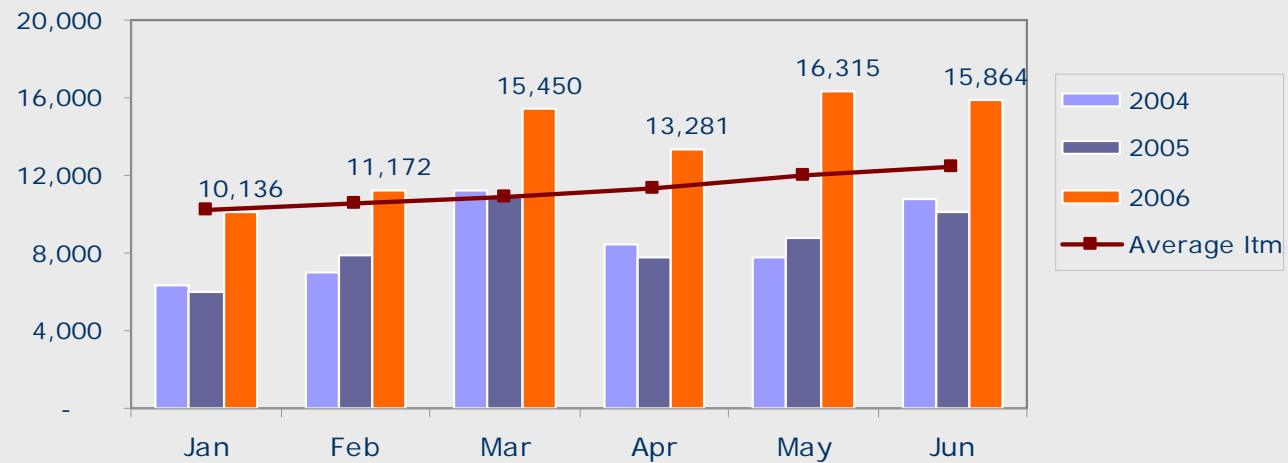
BALANCE SHEET

K€	June 30, 2006	Dec. 31, 2005
NON-CURRENT ASSETS	18,028	17,378
CURRENT ASSETS	82,575	80,594
NET FINANCIAL POSITION	7,376	7,733
NET EQUITY	33,412	30,839
NON-CURRENT LIABILITIES	5,038	4,965
CURRENT LIABILITIES	54,777	54,435
<i>DEBT / EQUITY</i>	<i>0.22</i>	<i>0.25</i>

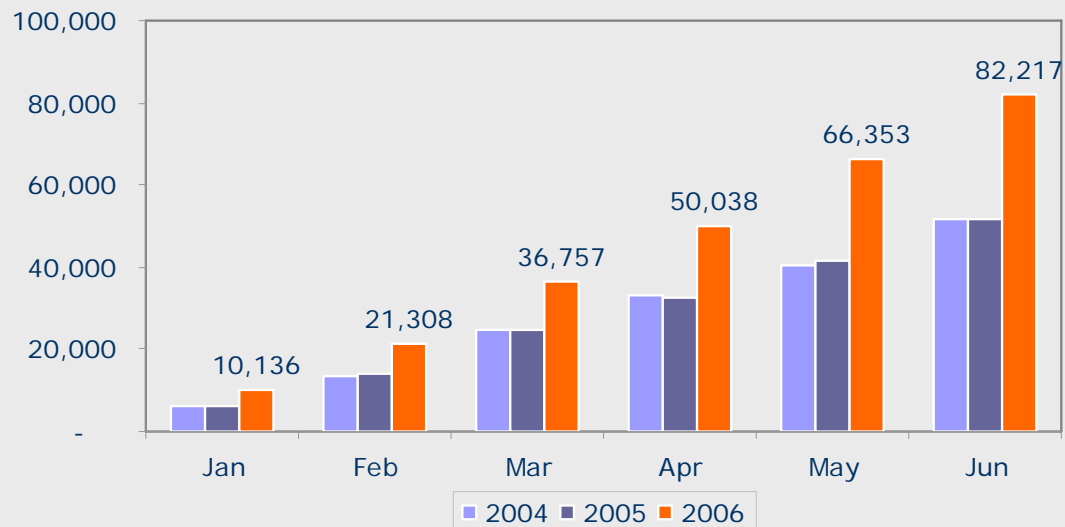


ORDER ACQUISITION TREND

Bookings per month

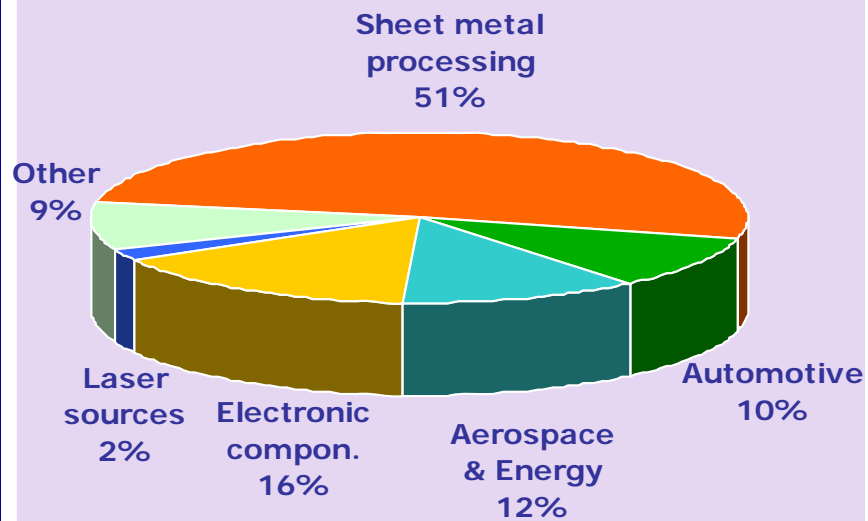


Cumulative order acquisition

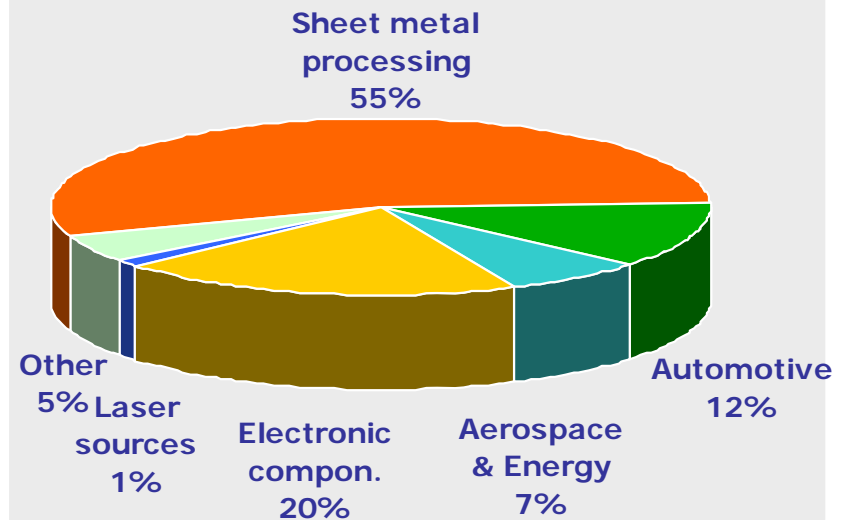


SALES BREAKDOWN BY MARKET

June 30, 2006



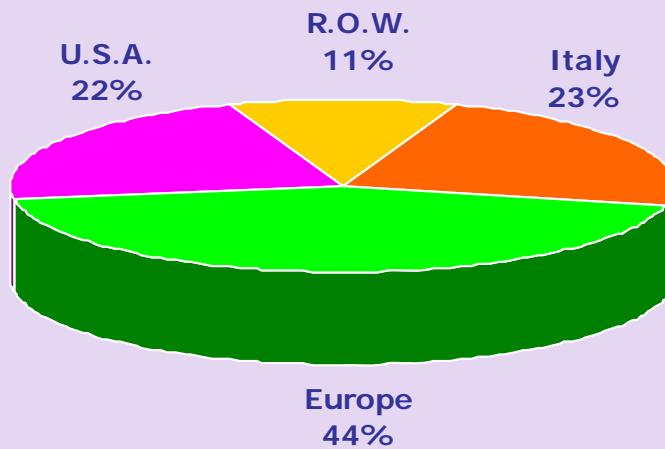
June 30, 2005



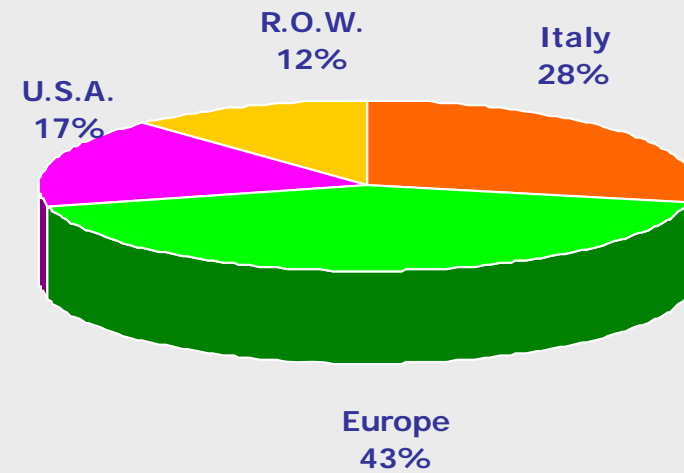


SALES BREAKDOWN BY GEOGRAPHIC AREA

June 30, 2006



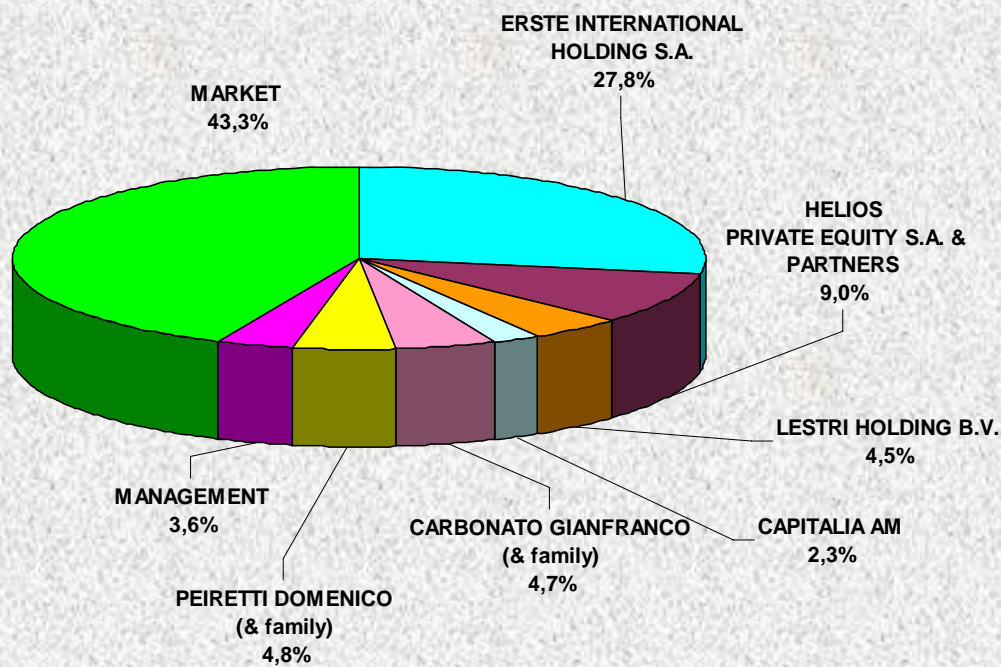
June 30, 2005







Shareholders' structure & Board of Directors



BOARD OF DIRECTORS

CHAIRMAN & C.E.O. Gianfranco CARBONATO

BOARD MEMBERS

- Domenico PEIRETTI (1)
- Sandro D'ISIDORO (2)
- Fabrizio LUGARES (3)
- Mario MAURI (3)
- Pio PELLEGRINI (3)
- Marco PINCIROLI (1)

(1) = Executive Director
(2) = Non Executive Director
(3) = Independent Director